

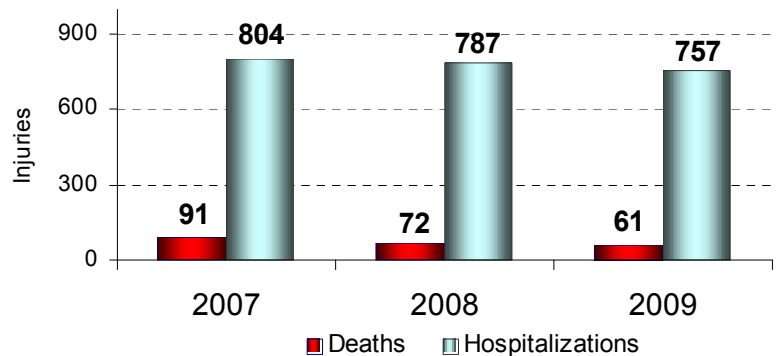


# Injury Deaths and Hospitalizations, 2007-2009 Residents of Miami-Dade County Aged 15-19 Yrs.

This fact sheet describes injuries that resulted in either death or hospitalization during the years 2007-2009 to residents of Miami-Dade County aged 15-19. Injury was responsible for 224 deaths and 2,348 hospitalizations during this 3-year period, which equates to 11 injury hospitalizations for every death.

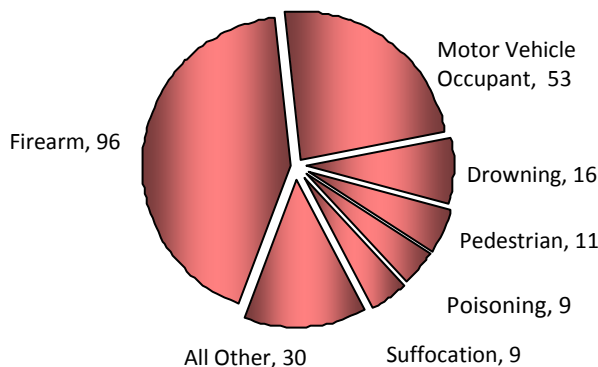
- Injury deaths and hospitalizations decreased between 2007-2009 (33% and 6% respectively).
- Unintentional injury was responsible for 46% of deaths and 64% of hospitalizations. Unintentional deaths and hospitalizations both declined over the 3 years, primarily due to a 41% decline in vehicular deaths (2007=27, 2009=16) and 26% decline in vehicular hospitalizations.
- Homicides accounted for 107 of all injury deaths (43%) and decreased from a high of 37 deaths in 2008 to 24 deaths in 2009. Assaults resulted in 403 injury hospitalizations (17%).
- There were 23 suicides over this period (10% of deaths) and 330 self-inflicted injury hospitalizations (14%). Suicide and self-inflicted injury hospitalizations changed little over the 3 years.

**Injury Deaths & Hospitalizations, 2007-2009  
Miami-Dade Co. Residents Aged 15-19**



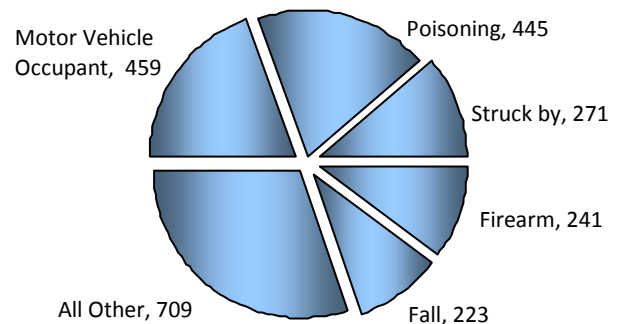
## What Caused Deaths From Injury, 2007-2009?

- Firearms were the leading cause of death, responsible for 41% of all injury deaths during this 3-year period.
- 85 of the 96 firearm deaths were homicides and 11 were suicides.
- 4 of 16 drowning incidents occurred in the ocean or bay, 4 in lakes and 3 in canals.



## What Caused Hospitalizations From Injury, 2007-2009?

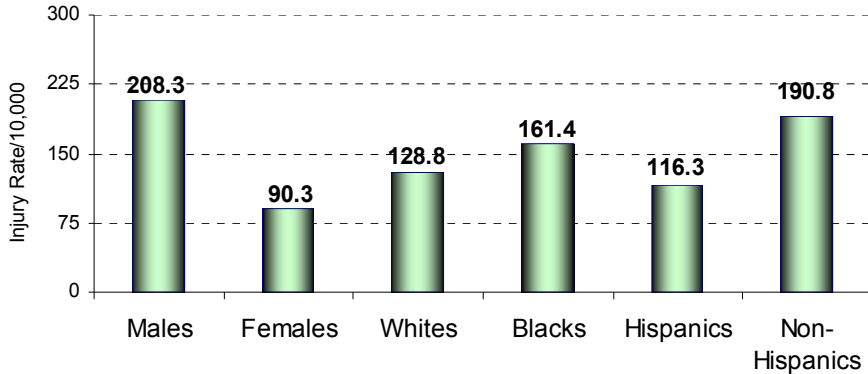
- Motor vehicle crashes were responsible for 20% of injury hospitalizations during the 3-years followed by poisonings (19%).
- Of the 5 causes of hospitalization shown below, motor vehicle injuries decreased, poisonings and falls increased and firearms and struck by were unchanged over the 3 years.



### Which Groups of Teenagers Were at Greatest Risk for Injury in 2007-2009?

This graph shows the rates for injuries that resulted in death or hospitalization for six groups of Miami-Dade County teens aged 15-19.

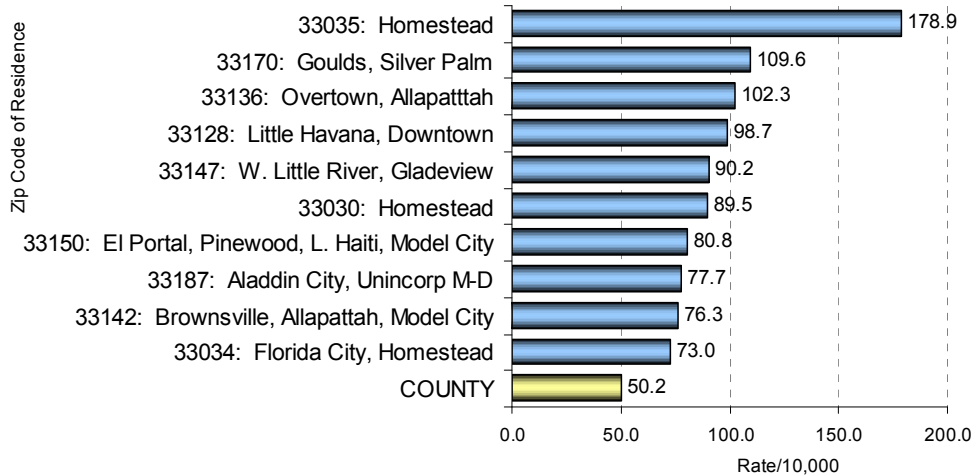
- Males had an injury rate more than twice the injury rate for females. The injury rate for males decreased 11% while the female injury rate increased 2% over this 3-year period.



- White teens had an injury rate 20% lower than black teens.
- Hispanic teens had an injury rate 39% lower than non-Hispanic teens.
- The injury rate for white teens (-11%) and Hispanic teens (-32%) decreased over the 3-years while the rate for black teens was essentially unchanged.

### Which Zip Codes in the County Were at Greatest Risk for Serious Injury to Teens Age 15-19?

**Injury Deaths & Hospitalizations to Residents Aged 15-19**  
**3 Yr. Avg. Injury Rate by Zip Code of Residence**  
**Miami-Dade Co., FL 2007-2009**



- This graph shows the zip codes with the 10 highest fatal and hospitalized teen injury rates.
- Four zip codes (33035, 33170, 33187, 33034) were located in south Miami-Dade communities near Homestead and Florida City.
- Four zip codes (33136, 33147, 33150, 33142) were located in communities adjacent to the Liberty City/Overtown/Little Haiti area.

Rates not calculated for zip codes that averaged fewer than 5 injuries/year over the 3-year period

**Produced by the Miami-Dade County Injury Surveillance System**

Data Sources: Death Certificates, Office of Vital Statistics, FL Dept. of Health  
 Medical Examiner Records, Miami County Medical Examiner Dept.  
 Hospital Discharge Data, Agency for Health Care Administration  
 PHONE (IFCK): 305-804-7212 (MDCHD): 305-470-5649  
 E-MAIL: [stephen.dearwater@jhsmiami.org](mailto:stephen.dearwater@jhsmiami.org)  
 WEBSITE: <http://dadehealth.org/injury/INJURYintro.asp>

